



## Population and Housing



With a population of around 38 400 inhabitants, Liechtenstein is one of the smallest countries in Europe and the world. The population is spread over eleven municipalities. Schaan forms Liechtenstein's largest municipality with around 6 000 inhabitants. Around 5 600 people live in the capital, Vaduz.

A third of the population are foreign nationals, mainly from Switzerland, Austria and Germany.

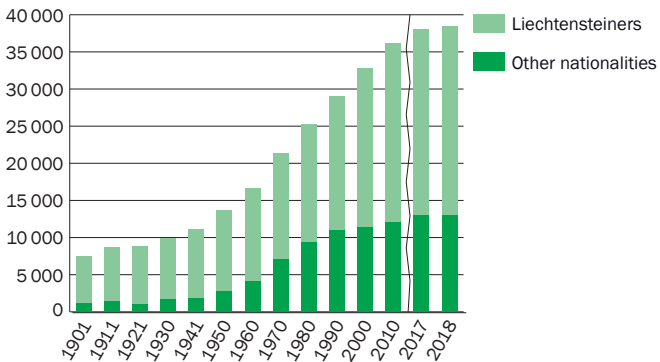
### Resident population by municipalities, 2018

District/ municipality	Resident population as at 31.12.	District/ municipality	Resident population as at 31.12.
<b>Liechtenstein</b>	<b>38 378</b>		
Upland	24 542	Lowland	13 836
Vaduz	5 624	Eschen	4 416
Triesen	5 202	Mauren	4 389
Balzers	4 594	Gamprin	1 671
Triesenberg	2 636	Ruggell	2 276
Schaan	6 014	Schellenberg	1 084
Planken	472		

## Resident population

Year	Inhabitants			Share of foreign population
	Liechtensteiners	Other nationalities		
1901	7 531	6 419	1 112	14.8%
1911	8 693	7 343	1 350	15.5%
1921	8 841	7 845	996	11.3%
1930	9 948	8 257	1 691	17.0%
1941	11 094	9 309	1 785	16.1%
1950	13 757	11 006	2 751	20.0%
1960	16 628	12 485	4 143	24.9%
1970	21 350	14 304	7 046	33.0%
1980	25 215	15 913	9 302	36.9%
1990	29 032	18 123	10 909	37.6%
2000	32 863	21 543	11 320	34.4%
2010	36 149	24 145	12 004	33.2%
2017	38 114	25 173	12 941	34.0%
2018	38 378	25 321	13 057	34.0%

## Resident population



## Resident foreign population by nationality

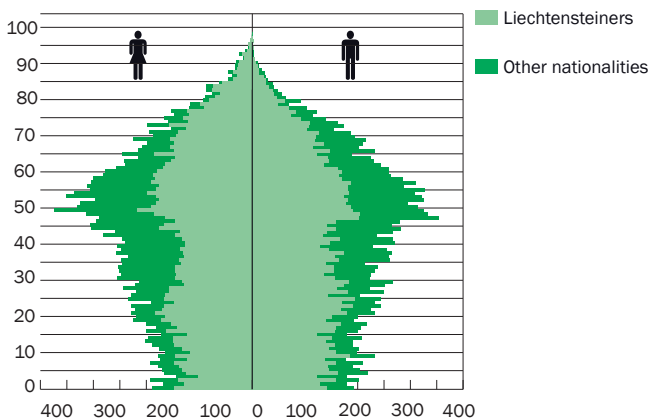
Year	Total	Switzerland				
		land	Austria	Germany	Italy	Others
1980	9 302	4 055	1 945	1 029	894	1 379
1990	10 909	4 459	2 069	1 026	1 071	2 284
2000	11 320	3 805	2 006	1 131	1 028	3 350
2010	12 004	3 586	2 057	1 319	1 148	3 894
2017	12 941	3 645	2 223	1 635	1 184	4 254
2018	13 057	3 669	2 256	1 657	1 189	4 286

## 12

## Resident population by age

Year	Total	Age		
		0-14	15-64	65+
1980	25 215	5 788	17 160	2 267
1990	29 032	5 522	20 619	2 891
2000	32 863	6 088	23 335	3 440
2010	36 149	5 775	25 352	5 022
2017	38 114	5 601	25 848	6 665
2018	38 378	5 655	25 862	6 861

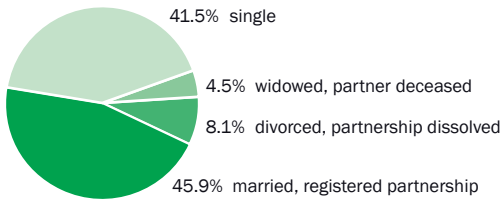
## Age distribution of resident population (31.12.2018)



## Resident population by marital status

Year	Single		Married, registered partnership		Divorced, partnership dissolved, widowed	
	Women	Men	Women	Men	Women	Men
1980	5 920	6 215	5 499	5 900	1 277	404
1990	6 476	7 034	6 468	6 884	1 623	547
2000	7 070	7 490	7 423	7 555	2 332	993
2010	7 356	8 179	8 074	8 272	2 833	1 435
2017	7 482	8 418	8 587	8 825	3 155	1 647
2018	7 483	8 460	8 684	8 917	3 186	1 648

## Marital status (31.12.2018)



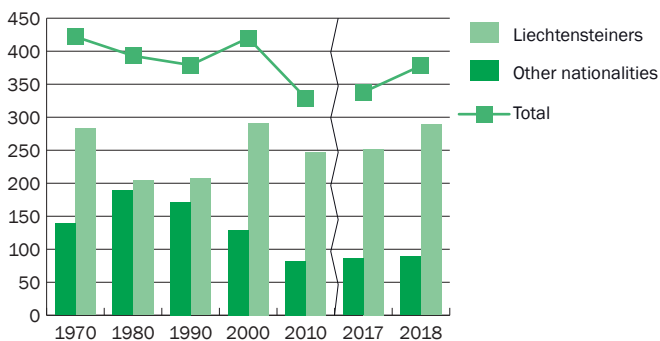
## Marriages, 2018

Number of persons who got married	455	100.0%
Liechtenstein man/ Liechtenstein woman	106	23.3%
Liechtenstein man/ Woman of other nationality	150	33.0%
Man of other nationality/ Liechtenstein woman	104	22.9%
Man of other nationality/ Woman of other nationality	95	20.9%

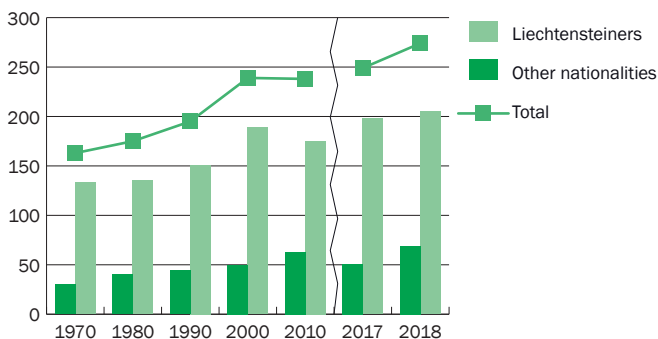
## Deaths by cause, 2018

Cause of death	Deaths	Women	Men
<b>Total</b>	<b>274</b>	<b>131</b>	<b>143</b>
Infections	6	1	5
Cancer	49	19	30
Dementia	3	3	-
Circulatory system	109	54	55
Respiratory organs	29	11	18
Digestive organs	10	5	5
Infirmity of old age	23	19	4
Accidents and violent deaths	13	4	9
Others/ Unknown	32	15	17

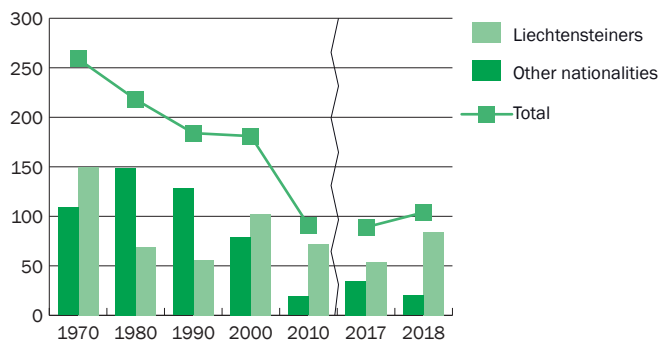
## Live births



## Deaths



## Surplus of births



## Households by type

	Population census		
	2010	2015	Change
<b>Total</b>	<b>15 474</b>	<b>16 522</b>	<b>6.8%</b>
Private households	15 463	16 506	6.7%
One-person households	5 284	5 799	9.7%
Couples without children	3 810	4 185	9.8%
Couples with children	4 825	4 867	0.9%
Lone parent household	1 253	1 272	1.5%
Others	291	383	31.6%
Collective households (retirement homes etc.)	11	16	45.5%

## Occupied buildings and dwellings

	Housing census		
	2010	2015	Change
<b>Total buildings</b>	<b>10 337</b>	<b>10 861</b>	<b>5.1%</b>
Single-family houses	6 159	6 283	2.0%
Apartment blocks	2 141	2 258	5.5%
Mixed-use residential buildings	1 706	1 991	16.7%
Others	331	329	-0.6%
<b>Total occupied dwellings</b>	<b>15 474</b>	<b>16 522</b>	<b>6.8%</b>
Owner-occupied	7 884	8 292	5.2%
Rented	7 321	7 948	8.6%
Others	269	282	4.8%