



Check in without leaving data – with the SwissCovid app's check-in function (SwissCovid Check-ins)

Date: 25 August 2021

The SwissCovid app's check-in function is a decentralised system which does not record personal data and uses neither Bluetooth nor GPS. The check-in function is particularly useful anywhere where people get together and there is no requirement to record contact data. The main settings where it can potentially be used are meetings and events in enclosed spaces: private gatherings such as birthday parties or weddings; small-scale cultural events such as music rehearsals or small concerts; small-scale sporting events such as training sessions or competitions in gymnasiums; swimming pools; at the workplace, such as in meeting rooms or cafeterias; at universities and colleges for lectures and seminars. Anyone who has been at an event with at least one person who later tests positive for the new coronavirus will be informed via the SwissCovid app about a possible infection and what to do next. Privacy is protected. Use of the check-in function is voluntary and free of charge. The check-in function is integrated into the SwissCovid app and can be activated by updating the app.

Tracing and breaking chains of infection remains one of the key measures in pandemic response. In addition to conventional contact tracing, where infected people are contacted by phone by the cantonal authorities and, depending on the situation, placed in quarantine, since June 2020 there has also been the proximity tracing system of the SwissCovid app, which detects when a certain proximity exists between two mobile phones for a certain time. However, the SwissCovid app only provides behavioural recommendations and does not put users in quarantine. In addition to these two tracing options, we now have the SwissCovid app's check-in function. It is used to check in at an event and helps notify people who have attended the same event as an infected person about a risk of infection – even if the recommended distances have been maintained. The check-in function thus takes into account the risk of transmission over larger distances (aerosol transmission) at events in enclosed spaces.

How SwissCovid Check-ins work

Once the SwissCovid app has been installed on your mobile phone and updated to the latest version, you can check in to an event via the app in just a few steps.

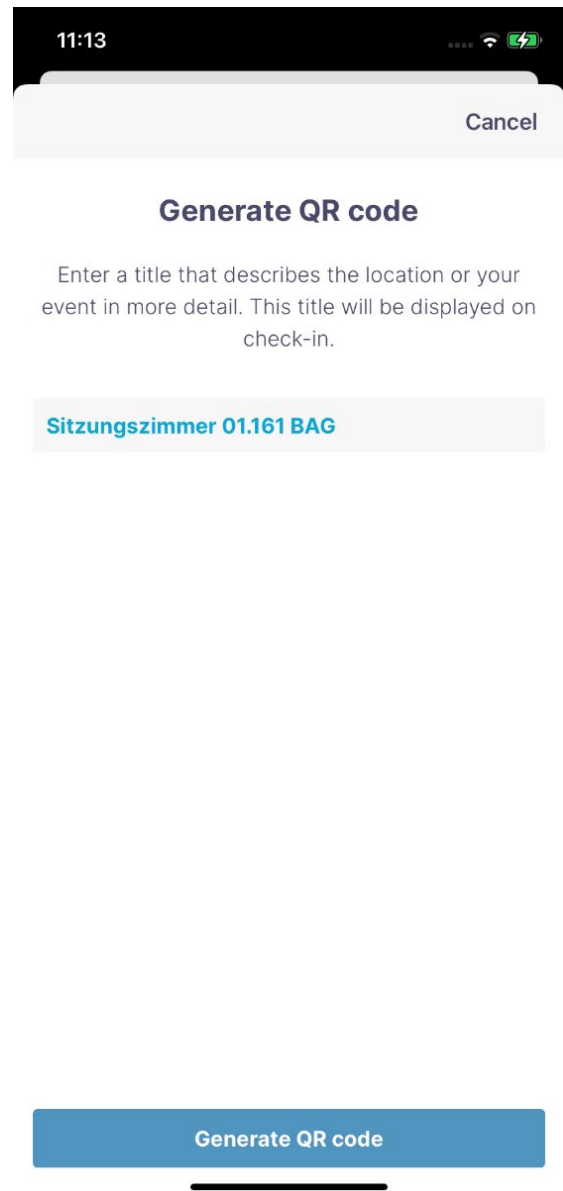
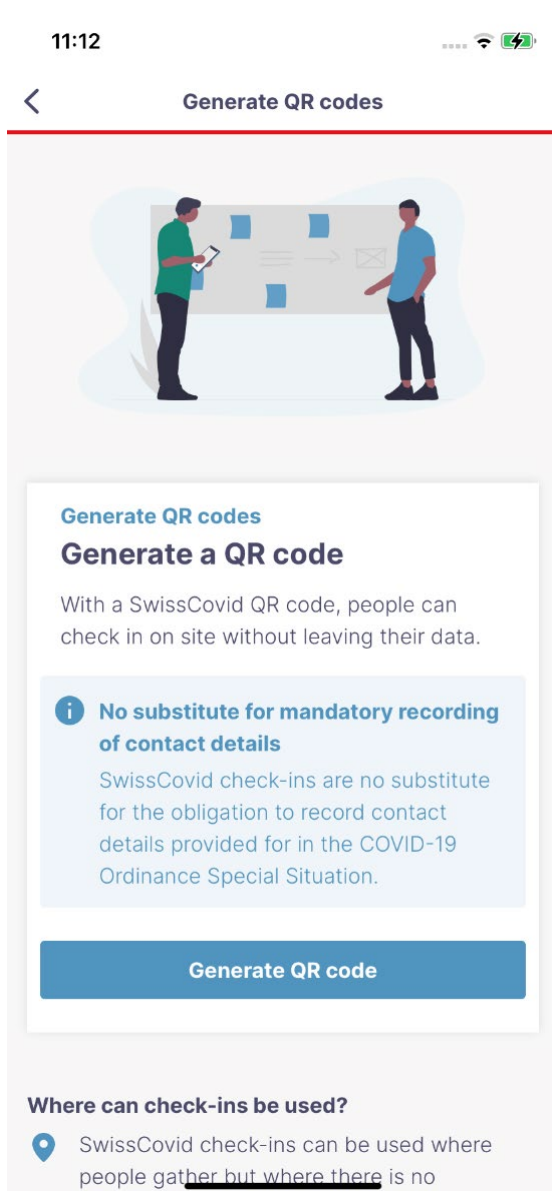
When the QR code is scanned, the app saves on the mobile phone the event identification codes with the relevant date, duration of attendance and designation of the event. It periodically retrieves from the event back end the list of event identification codes of the infected participants. It compares these event participation codes with the event participation codes stored locally by the app. If there is a match, the SwissCovid app issues the notification. SwissCovid Check-ins are automatically deleted from the device after two weeks.

The check-in function of the SwissCovid app can also be used without using the proximity tracing function.



Easy to use for event organisers

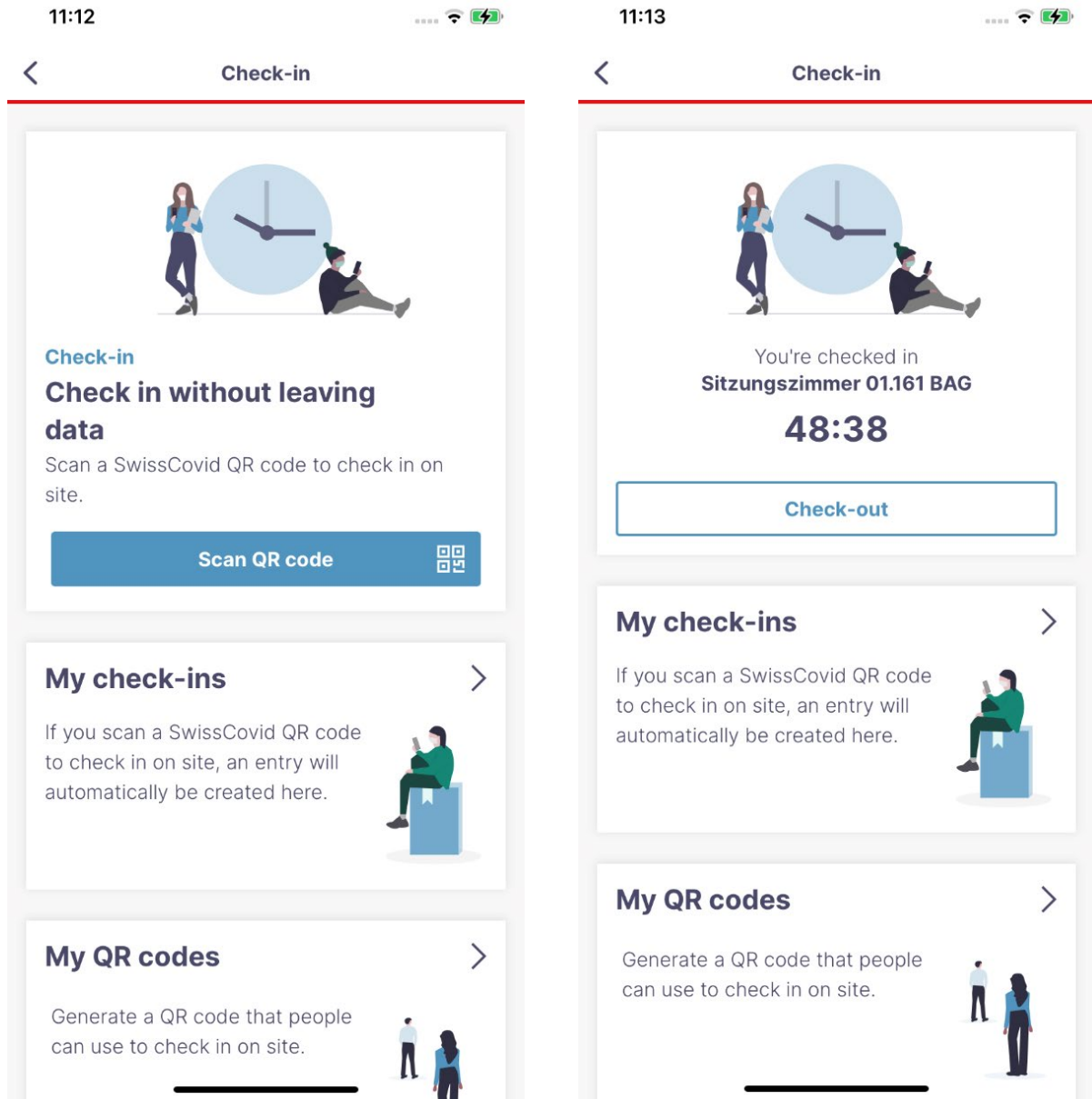
If an event is staged indoors, the organiser can create a QR code directly in the SwissCovid app. Once they've generated the QR code they can print it out and display or hang it up where it's clearly visible, or have it displayed on their mobile phone. On arrival, guests scan the QR code to check in to the event. After the event is over, the QR code created can be deleted in the SwissCovid app. But since the QR code that may have printed out is still valid, it is advisable to collect and destroy all the QR codes that have been displayed or hung up. For recurring events at the same location (for example events in clubs or offices), the QR code can be left in place.





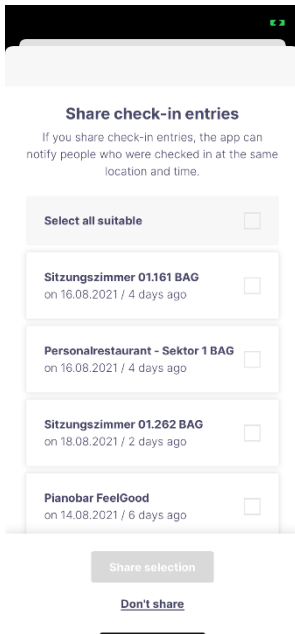
Easy to use for guests

On entering the event, guests scan the QR code provided by the organiser. When guests leave the event they can check out with a tap in the SwissCovid app.

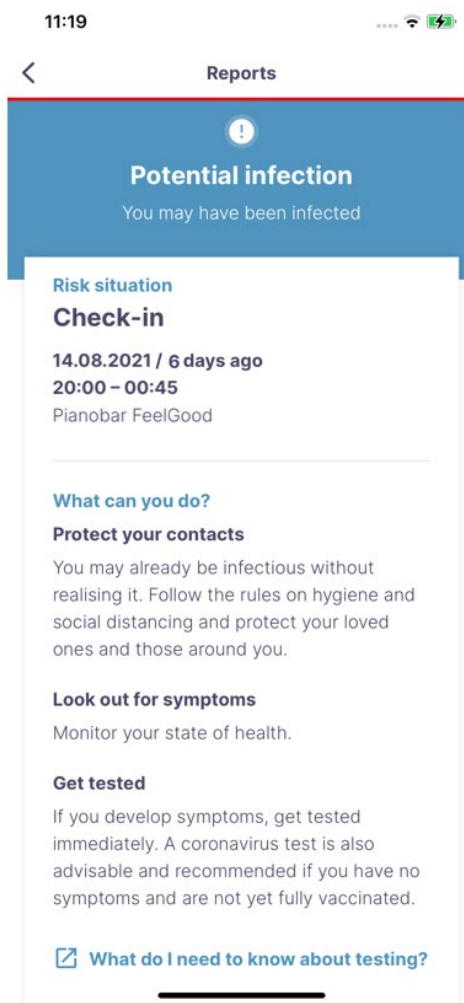
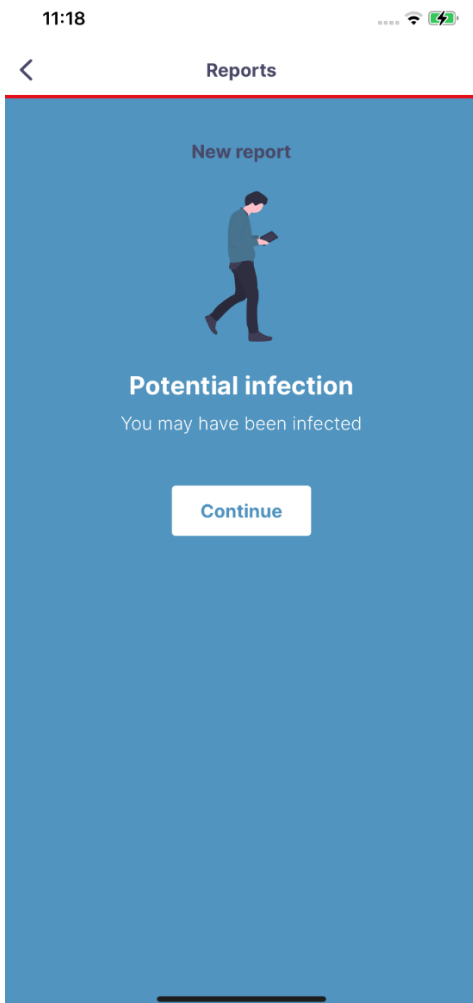


How notifications are made

If a person tests positive for coronavirus after an event, they can enter a Covidcode in their SwissCovid app. A Covidcode can be issued by the competent cantonal authorities, testing doctors, pharmacists and employees of testing centres. Only with this code can the person tested positive activate the notification function in the SwissCovid app.



If the person tested positive enters the Covidcode in the SwissCovid app, they can first choose whether they want to notify their close contacts (determined by the proximity tracing function). After that they have the option of notifying everyone who was at the same event during the relevant period. An automatic notification is issued to all attendees who checked in to the same event as the infected person – either at the same time, or if they checked in within 30 minutes of the infected person leaving the event. People who are notified are recommended to protect their contacts, keep an eye out for symptoms of the disease and, if they appear, to have a test immediately. A test is also recommended if the person does not have symptoms but is not fully vaccinated.





Voluntary and secure

Use of the SwissCovid app's check-in function, as well as entering the Covidcode, is voluntary. Privacy is maintained: the personal or location data of app users is not collected. The SwissCovid App cannot make any medical assessment or order measures; that can only be done by doctors or cantonal medical officers. No data relating to the events using the check-in function is stored centrally; these data remain on the mobile phone and do not leave the device.

The check-in function of the SwissCovid app was developed on behalf of the Federal Office of Public Health FOPH in collaboration with the Federal Office of Information Technology, Systems and Telecommunication FOITT, the Federal Institute of Technology in Lausanne, and the Swiss company Ubique.