

# Public finance



## National budget

### Current account – in million CHF


	1995	2000		2005	2006	2007
Current expenditure	465.7	597.9		733.2	772.4	853.0
Current revenue	546.1	1 115.9		858.0	1 206.8	992.3
<b>Cash flow</b>	<b>80.4</b>	<b>518.0</b>		<b>124.8</b>	<b>434.4</b>	<b>139.3</b>
Depreciation on fixed capital	51.3	60.9		85.8	66.8	69.8
<b>Surplus current account</b>	<b>29.1</b>	<b>457.1</b>		<b>39.0</b>	<b>367.6</b>	<b>69.5</b>

### Current expenditures by subject category – in million CHF

	1995	2000		2005	2006	2007
Personnel costs	93.9	107.9		148.6	147.1	187.5
Expenditures on materials	80.7	73.0		73.8	76.3	85.4
Regular contributions	150.3	245.7		339.8	348.4	323.9
Financial allocations	84.2	159.8		142.2	155.8	175.8
Asset management costs	5.5	8.2		4.7	5.3	6.2
Allocations to special funds	53.2	0.5		0.4	0.3	0.3
Depreciation on portfolio securities	-2.1	2.9		23.7	39.3	73.8
<b>Liquidity expenditure</b>	<b>465.7</b>	<b>597.9</b>		<b>733.2</b>	<b>772.4</b>	<b>853.0</b>
Depreciation on fixed capital	51.3	60.9		85.8	66.8	69.8
<b>Total</b>	<b>517.0</b>	<b>658.8</b>		<b>819.0</b>	<b>839.2</b>	<b>922.8</b>

## National budget

Current expenditures 2007 by purpose of expenditure - in million CHF



Current revenues by type – in million CHF

	1995	2000	2005	2006	2007
Taxes and duties	363.3	666.7	635.0	687.1	764.8
Revenues from assets	45.1	391.9	160.1	463.0	167.4
Fees	101.3	43.0	42.5	37.4	40.1
Repayments from municipalities	10.2	14.0	20.0	19.2	19.7
Withdrawals from special funds	26.2	0.3	0.3	0.3	0.3
<b>Total</b>	<b>546.1</b>	<b>1 115.9</b>	<b>858.0</b>	<b>1 206.8</b>	<b>992.3</b>

Capital account – in million CHF

	1995	2000	2005	2006	2007
Gross investment	80.0	89.4	101.5	97.1	106.4
Investment income	8.0	13.7	15.8	15.8	18.0
<b>Net investments</b>	<b>72.0</b>	<b>75.7</b>	<b>85.7</b>	<b>81.3</b>	<b>88.4</b>

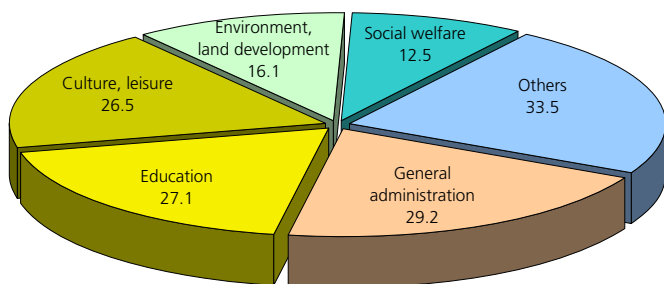
	1995	2000	2005	2006	2007
Cash flow	80.4	518.0	124.8	434.4	139.3
<b>Financing surplus / deficit (-)</b>	<b>8.3</b>	<b>442.3</b>	<b>39.0</b>	<b>353.1</b>	<b>50.9</b>

## Local budgets – Municipalities

### Current accounts – in million CHF

	2000	2005	2006	2007
Current expenditure	139.2	144.5	141.0	144.9
Current revenue	287.9	266.6	293.9	327.8
<b>Cash flow</b>	<b>148.7</b>	<b>122.1</b>	<b>152.9</b>	<b>182.9</b>
Depreciation on fixed capital	64.8	73.1	75.4	91.0
<b>Surplus current accounts</b>	<b>83.9</b>	<b>49.0</b>	<b>77.5</b>	<b>91.9</b>

### Current expenditures 2007 by subject category – in million CHF



### Current revenues by type – in million CHF

	2000	2005	2006	2007
Taxes	151.1	160.4	175.8	200.9
Charges, fees	1.4	1.6	1.4	1.5
Revenues from assets	16.3	13.3	21.4	22.0
Service charges	27.8	19.0	19.7	22.1
Fiscal equalisation	80.1	63.9	69.0	73.2
Other revenues	6.7	3.2	1.4	2.8
Internal transfers	4.4	5.3	5.2	5.4
<b>Total</b>	<b>287.9</b>	<b>266.6</b>	<b>293.9</b>	<b>327.8</b>

### Capital accounts – in million CHF

	2000	2005	2006	2007
Gross investment	129.6	99.0	117.7	119.3
Investment income	26.3	23.5	23.5	18.7
<b>Net investments</b>	<b>103.3</b>	<b>75.5</b>	<b>94.1</b>	<b>100.6</b>

	2000	2005	2006	2007
Cash flow	148.7	122.1	152.9	182.9
<b>Financing surplus / deficit (-)</b>	<b>45.4</b>	<b>46.6</b>	<b>58.8</b>	<b>82.3</b>

## Fiscal income – State and municipalities

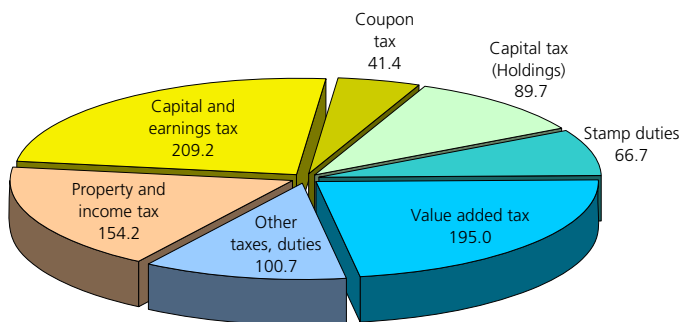
Fiscal income – in million CHF

	2000	2005	2006	2007
Taxes and duties - State	506.8	487.7	524.3	581.9
Taxes and duties - Municipalities	232.5	225.4	245.6	275.0
<b>Total taxes</b>	<b>739.3</b>	<b>713.1</b>	<b>769.9</b>	<b>856.9</b>
Social contributions	219.8	258.2	280.6	297.1
<b>Total fiscal income</b>	<b>959.1</b>	<b>971.3</b>	<b>1 050.5</b>	<b>1 154.0</b>

Tax revenues by type of tax – in million CHF

	2000	2005	2006	2007
Property and income tax	108.2	127.3	138.7	154.2
Capital and earnings tax	131.1	137.3	163.6	209.2
Coupon tax	56.8	37.6	34.0	41.4
Real estate gains tax	21.2	14.5	15.3	15.8
Commuter tax	12.0	16.7	17.3	18.3
Capital tax (Holdings)	90.8	93.8	97.6	89.7
Stamp duties	106.9	50.3	65.4	66.7
Value added tax	161.6	174.0	176.4	195.0
Motor vehicle tax	8.9	10.1	10.3	10.7
Other taxes and duties	41.8	51.5	51.2	55.9
<b>Total</b>	<b>739.3</b>	<b>713.1</b>	<b>769.9</b>	<b>856.9</b>

Tax revenues 2007 by type of tax – in million CHF



## Taxes in Liechtenstein

### 1. Taxes on natural persons

#### PROPERTY AND INCOME TAX

(national tax with 150 to 250% surtax of the municipalities)

At municipality surtax of 200%:

- 1.62 to 8.51‰ property tax
- 3.24 to 17.01% income tax

#### REAL ESTATE GAINS TAX

- 3.24 to 34.02% of the real estate profit

#### DEATH DUTY, INHERITANCE TAX AND GIFT TAX

- Progressive according to degree of relationship and size of assets:
- Rate of tax
  - death duty 0.5 to 5%
  - inheritance tax and gift tax 0.5 to 27%

#### EU SAVINGS DIRECTIVE

- Levied on interest payments made to beneficial owners (individuals) who are resident for tax purposes in an EU Member State
- Rate of tax: 20%

### 2. Company taxes

#### CAPITAL AND EARNINGS TAX

- Levied on companies with domestic activities
- Capital tax: 2‰
- Earnings tax: 7.5 to 20%

#### COUPON TAX

- Levied on coupons of shares issued by legal persons, and equal certificates
- Rate of tax: 4%

#### STAMP DUTY

- Stamp duty on domestic equities:  
1% of the issue value with a tax-free allowance of CHF 1 million.
- Transaction duty on transfers of securities:  
1.5 resp. 3‰ of the value
- Fee on insurance premiums:  
2.5% on life insurance premiums (single deposits),  
5% on other, not exempted insurance premiums

#### FORMATION TAX (DUTY)

- Upon formation of company and capital increase if there is no stamp duty imposed
- Rate of tax: 1.0 to 0.3% (degressive) of the company capital with a tax-free allowance of CHF 1 million, resp. 2‰ for foundations, minimum CHF 200.--

#### DOMICILE-ESTABLISHING AND HOLDING COMPANIES

- Capital tax on capital and reserves of domicile-establishing and holding companies
- Rate of tax: 1‰, minimum CHF 1 000.--

#### TAXES ON FOREIGN INSURANCE COMPANIES

- 1% on premium receipts from life and old-age insurance
- 2% on all other premium receipts

#### CAPTIVES

- 1.0 to 0.5‰ (degressive) capital tax on equity capital

#### INVESTMENT COMPANIES

- No taxation on managed assets

### **3. Excise duties**

#### VALUE-ADDED TAX

- 7.6% on supplies of goods and services, some at reduced rate of 3.6 resp. 2.4%

#### MOTOR VEHICLE TAX

- Levied on vehicles registered in Liechtenstein
- CHF 50.-- to CHF 2 200.--, depending on weight or capacity

#### CUSTOMS DUTIES

- According to Swiss legislation

### **4. Other taxes and duties**

#### TICKET TAX

- 10% of the entrance fee for public events

#### DOG LICENCE

- CHF 20.-- to CHF 200.--

#### HOUSEHOLD CHARGE

- Flat-rate charge for use of local infrastructure: maximum CHF 50.--